

Neenah R-4999-CX Bolted

Series



R-4999-CX

Cut Sheet


12" Wide Bolted Assy

12" Wide NEENAH Bolted Heavy Duty Trench Drain Grate and Frame Assy


Product ID: R-4999-CX




TYPE A
GRATE OPENINGS




TYPE C
GRATE OPENINGS




TYPE D
SOLID LID



TYPE E
VENTED LID



TYPE P
GRATE OPENINGS



TYPE Q
GRATE OPENINGS

12" Wide Bolted Neenah R-4999-CX Series Trench Grate

12"W X 24"L X 1 1/2"D

Choose Type A,C,D,E,P,K

Illustrating Type C bolted trench. Bolted trench sections are furnished in 24" standard lengths. When bolted trench is furnished, they are shipped assembled – AT NO TIME should the units be disassembled during installation. When removing covers, do not mix or rotate 180 degrees as bolt holes may lose alignment and improper bearing may occur.

Note: In Type A and P grates the slots are perpendicular to the trench run. In Type C and Q grates the slots are parallel with the trench run.

